

# COMMUNITY ART CLASSES

ADULT & YOUTH CATALOG • FALL 2024



The University of Texas at San Antonio

**UTSA** Professional and Continuing Education

# TABLE OF CONTENTS | FALL 2024

Young Artist Programs	3
Youth & Teen Art Studios	4
Teen Studio Intensives	6
Saturday Morning Discovery	7
Youth Community Art Instructor Bios	8
Adult Community Classes	9
Schedule At a Glance	10
Book Arts, Papermaking, Printmaking & Mixed Media	11
Ceramics	13
Drawing, Painting, Design & Professionalism	15
Fibers & Weaving	20
Jewelry & Metals	22
Photography & Digital Media	24
Woodworking, Sculpture & Other Media	26
Adult Community Art Instructor Bios	27
Registration Guidelines & Policies	31



## ONLINE REGISTRATION DATES

Friends of Southwest:

*Aug 6, 2024 @ 9:00am*

Community Registration:

*Aug 13, 2024 @ 9:00am*

## WANT PRIORITY REGISTRATION?

Become a *Friend of Southwest* to receive early enrollment and course discounts!

REGISTER AT  
[UTSA.EDU/PACE](https://utsa.edu/pace)



## YOUNG ARTIST PROGRAMS | FALL 2024

Art making is a form of creative thinking and problem solving. Our Young Artist Programs offer multiple forms of creative exploration for youth across various ages groups and skill levels. These classes are led by our highly skilled teaching artists which cultivate community, mentorship, skill development, and enhance creative ability. Classes are available throughout the year at the historic UTSA Southwest Campus.

Please review registration policies and guidelines listed on [page 31](#) or online at [utsa.edu/communityart](https://utsa.edu/communityart) prior to registering. If you are not able to register online, please email: [CommunityArt@utsa.edu](mailto:CommunityArt@utsa.edu) with your name and phone number and someone will contact you for registration assistance or call **210-200-8200**

### Tuition-Based Art Studios

Youth Art classes are a wonderful opportunity for young artists to get direct instruction from one of our highly qualified teaching artists. These tuition-based classes are offered in a variety of media for ages 5 – 18. They vary in length from 4 – 8 sessions. Tuition includes all materials and supplies, unless otherwise specified.

Students will create process-oriented art works throughout the week as they delve into artistic techniques, explore different media, and learn about art history and current trends in contemporary art. Classes take place on UTSA's Southwest Campus at 300 Augusta Street; instructors meet students outside the Urschel Administrative Building before leading them to their class location.

Class enrollment is limited to 10-12 students per class, guaranteeing quality one-on-one instruction and allows the teaching artists to get to know students, their goals, and develop exceptional works of art. Please review registration guidelines and cancelation policies located on the website prior to registering.



Ages 5–6

**7002 | My First Art Studio Experience**



Sara Zapata

Back by popular demand, this course builds on primary art explorations and is designed with the youngest artists in mind. Daily projects will be created using techniques like collage, sculpture, painting, drawing, and more!

Sat, Sept 7 – Sept 28 | 1:00pm – 3:00pm

Tuition: \$200 (Friends: \$185) | 4 sessions

Ages 7–9

**7407 | All About Clay**

Instructor TBD

Working with clay is full of discovery and fun. This course will focus on various hand building and slab techniques in ceramics, allowing students to sculpt and create multiple projects.

Sat, Sep 7 – Sept 28 | 1:00pm – 4:00pm

Tuition: \$200 (Friends: \$185) | 4 sessions


**7004 | Diving into Painting and Drawing**

Jenny Giuffrida

Curious, creative children interested in exploring different types of art making will love this class! This class will focus on learning different techniques with a variety of media. From drawing with charcoal, and oil pastels, to watercolor painting, and collage, students will explore a new media and topic each week with open ended projects that allow them to carve their own artistic path.

Sat, Oct 19 – Nov 9 | 1:00pm – 4:00pm

Tuition: \$200 (Friends: \$185) | 4 sessions



## Ages 10–13

### 7068 | Collage Techniques

Angeles Salinas

Create artwork with contemporary artist Angeles Salinas! In this course, students will grow their creative practice by using an assortment of collage techniques utilizing traditional and non-traditional media, which will roll into a culminating project.

Sat, Sept 7 – Sept 28 | 1:00 – 4:00pm

Tuition: \$200 (Friends: \$185) | 4 sessions



### 7848 | Telling My Story

Breen Heath

Students in this foundational class will learn the step-by-step process behind how creative professionals make the cartoons, anime, games, and comics they love! They will learn about the language of film, how to read scripts, and how to pitch like a pro! Students will create their own storyboard from scratch for their final project.

Sat, Oct 19 – Nov 9 | 1:00 – 4:00pm

Tuition: \$200 (Friends: \$185) | 4 sessions

## NOELLE HIS SCHOLARSHIP

Teens and Young Adults ages 18-21 interested in studying ceramics are encouraged to apply for a Noelle His Scholarship. To apply contact [communityart@utsa.edu](mailto:communityart@utsa.edu).

## SAVE THE DATE

Registration for Summer Art Studios opens for Friends of UTSA SW on **Tuesday, March 25, 2025**, and Community Registration begins **Tuesday, April 1, 2025**. Community Art *Friends of Southwest Membership* at the *Family Level* allows patrons to access early registration and tuition discounts for all members of the family!

## Ages 14–18

### 7902 | Drawing on the Digital Tablet

Scott Cooper

Students will explore how to use a digital drawing tablet and create works in industry standard Abode software, allowing teens to take their 2D drawings and bring them to life in digital design applications.

Sat, Sept 7 – Sept 28 | 1:00 – 4:00pm

Tuition: \$200 (Friends: \$185) | 4 sessions

### 7968 | Next Level Mixed Media

Cynthia Trevino

Level up your teens art making practice with this intensive class which will expand the scope and possibilities of painting and drawing, allowing for exploration and innovative approaches to art making.

Sat, Oct 19 – Nov 9 | 1:00 – 4:00pm

Tuition: \$200 (Friends: \$185) | 4 sessions



## Grades 6–12

### 7952 | Saturday Studios

Kim Bishop & Alex Chambley

These three-session studio classes meet once a month from October through December. Classes are geared to creative minded and artistically motivated middle and high school students and aims to assist students with art making foundations and introduce new techniques; high school students will also focus on portfolio development. **NOTE:** FA1: Grades 9–12 will meet the first Saturday of the month, and FA2: for grades 6–8 will meet on the second Saturday of the month.

**FA1: Bishop** Grades 9 – 12

Sat, Oct 5, Nov 2 & Dec 7 | 9:00am – 12:00pm

**FA2: Chambley** Grades 6 – 8

Sat, Oct 12, Nov 9, & Dec 14 | 9:00am – 12:00pm

Tuition: \$150 (Friends: \$135) | 3 sessions



Teen Studio Intensive is for middle and high school aged teens with a strong interest in visual arts. The program provides the young artist an opportunity to develop their portfolio by committing to an academic year-long program for high school students and a semester long program for middle school students. Students are also involved in various community and service-learning opportunities throughout their time in the program.

### **7951 | Middle School Studio Intensive: An After School Program**

This program is for middle school students in 6th-8th grade. The program is open enrollment and provides a serious studio learning environment with hands on projects in several mediums. Students will be able to grow their breadth and understanding of art making practices, learn about reviewing and critiquing artworks, as well as participate in an end of the year market. The program meets on Fridays, 4:30pm-6:30pm and runs Sep 16th – Dec 20th. Please contact the program coordinator, Kim Bishop with any questions at [kimberly.bishop@utsa.edu](mailto:kimberly.bishop@utsa.edu).

Sep 20 – Dec 20 | 4:30pm – 7:30pm

Tuition: \$300 (Friends: \$285) | 13 sessions

### **TSI Fall Timeline:**

August 1 - August 30 – Application Reviews

September 7 – Interviews

September 9 – Acceptance letters go out

September 12 – Meet the Teachers

September 16 – Program Start

### **7950 | Teen Studio Intensive: An After School Program**

This program is for teens, in 9th-12th grade, with a strong interest in visual arts that seek to develop their individual skills and talent through professional instruction in a serious learning environment. The program provides teen artists with an opportunity to develop their portfolio by committing to an academic year-long program. Students are also involved in various community and service-learning opportunities throughout their time in the program and are eligible to earn college credit for UTSA. High School Program students meet twice a week either Monday/Wednesday or Tuesday/Thursday with some weekend events. For more information about the program contact Teen Program Coordinator, Kim Bishop by emailing [kimberly.bishop@utsa.edu](mailto:kimberly.bishop@utsa.edu).

Sep 16 – Dec 19 | 4:30pm – 7:30pm

Tuition: \$300 (Friends: \$285) | 15 sessions

Saturday Morning Discovery (SMD) is a free, introductory art experience designed for children ages 5 – 14 and their parent or guardian. This program provides family fun and collaborative learning by awakening a passion for art. During this exploratory learning participants have a hands-on opportunity to work one-on-one with artist-teachers in a wide variety of media, including pin hole photography, clay, drawing, painting, origami, weaving, printmaking, sessional crafts, and more.

**Families can sign up for one session per school year.** Parents or guardians work along side their child during the activities and must remain with their child/children at all times. Classes take place on the UTSA Southwest Campus at 300 Augusta St.

Fall Sessions run September through December on Saturdays from 9:30am – 11:30am. Each sessions meets over four consecutive Saturdays.

The program is free, but advance registration is required for each participant, including parents and guardians.


### Session Dates:

7999 FA1: Sat, Sept 7 – 28 | 9:30 – 11:30am | 4 sessions | **Registration Opens Tues, Aug 20, 2024 at 9:00am**

7999 FA2: Sat, Oct 5 – 26 | 9:30 – 11:30am | 4 sessions | **Registration Opens Tues, Aug 20, 2024 at 9:00am**

7999 FA3: Sat, Nov 2 – 16 | 9:30 – 11:30am | 3 sessions | **Registration Opens Tues, Sep 24, 2024 at 9:00am**

7999 FA4: Sat, Dec 7 – 21 | 9:30 – 11:30am | 3 sessions | **Registration Opens Tues, Sep 24, 2024 at 9:00am**



# YOUTH COMMUNITY ART INSTRUCTORS

**KIM BISHOP** earned her MFA in Contemporary Drawing and Painting from University of Texas at San Antonio and her MA in Curriculum and Instruction from Texas State University. She has been teaching and practicing art for more than three decades. Bishop's works involve personal thematic issues in a variety of materials and techniques.

**ALEX CHAMBLEY** received an MFA from The University of Texas at San Antonio specializing in painting, drawing, and sculpture. As a certified teacher, she has two years of experience teaching art classes in public/private schools to students of all skill levels. She is currently the studio assistant for the Teen Studio Intensive program.

**SCOTT COOPER** holds an MFA in Web Design and New Media and Illustration from Academy of Art University, and a BFA in Media Communications from School of Visual Arts. Both a painter and multi-talented graphic designer, he previously was a Graphic Design Professor at the former The Art Institute of San Antonio.

**BREEN HEATH** is earning her BA in Film from University of Texas at San Antonio and is currently a freelance storyboard artist and character artist. She has run her own freelance studio for over 10 years where she has worked in Animation, Indie Games, designing educational games, webcomics and more.

**HILARY ROCHOW** is an instructor with the UTSA-Community Art Teen Studio Intensive program as well as a multidisciplinary artist, designer and curator. She holds a Bachelors of Industrial Design from Auburn University. Rochow has shown work at multiple galleries including Flax Gallery, Space C7, and FL!GHT. She also operates a gallery, Rojo, and a studio in the Southtown Arts District.

**ANGELES SALINAS** received her MFA and BFA in Painting from the University of Texas at San Antonio and a Bachelor of Graphic Design from the Universidad Iberoamericana. She was born in Mexico City and trained at an early age by various artist including famous Mexican aquarellist Alfredo Güati Rojo She has taught undergraduate classes as well as community classes at UTSA. Salinas has over 40 years of painting practice, as well as has extensive experience in drawing and other media.

**CYNTHIA TREVINO** is an artist, educator and Tejana from San Antonio. Cynthia holds a BFA in Visual Art Studies and MA in Art Education from the University of Texas at Austin. She has over 15 years teaching experience and has exhibited at Mexic-Arte Museum, Brick at Blue Star, and Centro Cultural Aztlan.

**SARA ZAPATA** holds a BA in Government, Urban Planning & Architecture from the University of Texas at Austin and a MA from the University of Texas at San Antonio and an M. ED from Trinity University. She has taught students from kindergarten to 12th grade.

## BECOME A FRIEND OF UTSA® Southwest

Get access to early registration, discounted class fees, and, at higher levels, receive tickets to Fiesta Arts Fair, Fiesta Arts Fair medals and invitations to social events.





**REGISTER AT  
[UTSA.EDU/PACE](https://utsa.edu/pace)**

## ADULT COMMUNITY CLASSES | FALL 2024

For over 50 years, artists of all ages and from all around the greater San Antonio area have relied on Southwest School of Art, now UTSA Southwest, for quality art education. Our community classes provide a great learning environment for anyone who has a desire to make art and values individualized attention! The beautiful, historic campus is home to state-of-the-art facilities, highly skilled instructors, top quality equipment and a welcoming community of people who believe in the crucial role that visual arts plays in our society.

Our community arts program includes Fall, Spring and Summer sessions for adults ages 18 and older. Classes take place downtown at the UTSA Southwest Campus at 300 Augusta St. unless otherwise noted.

Please review registration policies and guidelines listed on [page 31](#) or online at [utsa.edu/communityart](https://utsa.edu/communityart) prior to registering.

If you are not able to register online, please email: [CommunityArt@utsa.edu](mailto:CommunityArt@utsa.edu) with your name and phone number and someone will contact you for registration assistance or call **210.200.8200**.

# SCHEDULE AT A GLANCE | FALL 2024

DAYTIME


EVENING

MON	TUES	WEDS	THURS	FRI	SAT/SUN
<ul style="list-style-type: none"> <li>• Intro to Handbuilding</li> <li>• Intro to Throwing</li> <li>• On-Loom Weaving Studio</li> <li>• Intro to Photography</li> </ul>	<ul style="list-style-type: none"> <li>• Stacking &amp; Throwing Large Forms</li> <li>• Abstract Painting</li> <li>• Contemporary Watercolor</li> <li>• Metals Skills 1</li> <li>• Black &amp; White Darkroom</li> <li>• Professionalism &amp; Presentation</li> <li>• Basic Drawing</li> <li>• Enameling Basics</li> </ul>	<ul style="list-style-type: none"> <li>• Independent Study: Functional &amp; Sculptural Handbuilding</li> <li>• Oil Painting</li> <li>• Intro to Weaving</li> <li>• On-Loom Weaving Studio</li> </ul>	<ul style="list-style-type: none"> <li>• Contemporary Watercolor</li> </ul>	<ul style="list-style-type: none"> <li>• Intro to Throwing</li> <li>• Drawing Outside the Box</li> <li>• Acrylic Painting</li> <li>• Advanced Metals Studio</li> </ul>	<ul style="list-style-type: none"> <li>• Throwing Skills</li> <li>• Acrylic Painting</li> <li>• Basic Drawing</li> <li>• Watercolor Painting</li> </ul>
<ul style="list-style-type: none"> <li>• Intro to Handbuilding</li> <li>• Intro to Throwing</li> <li>• Basic Design: Color Theory</li> <li>• Basic Drawing</li> <li>• Pastel Painting</li> <li>• Metals Skills.1</li> <li>• Intro to Photography</li> </ul>	<ul style="list-style-type: none"> <li>• Throwing Skills</li> <li>• Figure Studies</li> <li>• Cartooning, Comics, Caricature, &amp; Anime</li> <li>• Watercolor Painting</li> <li>• On-Loom Weaving Studio</li> <li>• Intermediate Metals Studio</li> <li>• Black &amp; White Darkroom</li> <li>• Intro to Welding</li> <li>• Mosaic Art</li> </ul>	<ul style="list-style-type: none"> <li>• Printmaking</li> <li>• Letterpress Skills</li> <li>• Intro to Throwing</li> <li>• Drawing Beyond the Basics</li> <li>• Oil Painting Studio</li> <li>• Jewelry Assembly</li> <li>• Digital Painting &amp; Composition with Photoshop</li> </ul>	<ul style="list-style-type: none"> <li>• Acrylic Painting</li> <li>• How Charming</li> <li>• Adobe Lightroom</li> <li>• Intro to Welding</li> </ul>	<ul style="list-style-type: none"> <li>• Intro to Throwing</li> <li>• Basic Drawing</li> </ul>	

*\*weekend classes are all daytime*

## WEEKEND WORKSHOPS

- Paper Engineering for Pop-Ups & Greeting Cards
- Papermaking to Book Construction
- Introduction to Papermaking
- Letterpress Holiday Cards
- Introduction to Drawing
- Sculpted Wanderers: Mixed Media Enigmatic Figures
- Tapestry Weaving
- Cyanotype of Fabric
- Fabric Design with a Tablet
- Introduction to Jewelry-Making
- Furniture Making: Small Table
- Introduction to Broom Making



### 6111 | Printmaking

Lacey Mills | *All Levels*

Explore non-toxic printmaking methods with focus on areas of greatest individual interest. Class instruction will include producing the plate or matrix, printing, and editing. Beginner-level students will try various types of printmaking—relief, monotype, collagraph, and etching. Intermediate students will have the opportunity to explore more advanced projects in etching, relief, and collagraph. *A materials list will be provided at the first class.*

Wed, Sep 18 – Nov 20 | 6:00 – 9:00pm

Flohr Print Studio, Room 230 | Santikos Building

Tuition: \$340 (Friends: \$325) | 10 sessions

### NEW 4041 | Papermaking to Book Construction

Jo Etta Jupe & Linda Draper | *All Levels*

This two-session class will take students through the process of creating specially sized handmade paper sheets that will then be used to create simple book structures. In the first session, students will learn the papermaking process of using paper pulp to form paper sheets, which will include using color pulp painting and collage inclusion to make paper sheets unique to each student. In the second session, students will be guided in using their handmade paper to create both a folded accordion and a stitched pamphlet book structure. *Includes most materials; please see website for a list.*

Sat, Sep 21 & 28 | 10:00am – 4:00pm

Picante Paper Studio, Room 220A | Santikos Building

Tuition: \$220 (Friends: \$205) | 2 sessions



### 6308 | Letterpress Skills

Michael Simons | *All Levels*

Letterpress printing is a great method for creating artwork editions that incorporate text as well as images using the studio's collection of vintage wood and metal type or newly made polymer plates. Letterpress can be used for creating posters, art prints, handbills, book pages, or personalized cards. Learn basic techniques for letterpress printing with hands-on instructions on layout design and typesetting, inking and impression, as well as setting up and cleaning the press. Students are encouraged to bring ideas for their own projects. This course requires some preparation outside of class during open studio hours to complete projects. *Supplies and tools needed for individual projects will be discussed in class.*

Wed, Sep 25 – Dec 4 (No class Nov 27) | 6:00 – 9:00pm

Book Arts Studio, Room 220 | Santikos Building

Tuition: \$335 (Friends: \$320) | 10 sessions

### 4001 | Introduction to Papermaking

Lacey Mills | *All Levels*

Get your feet wet in this introductory class and explore what handmade paper is all about. Students will have the opportunity to learn about the papermaking process from breaking down fibers to creating paper pulp, adding color to the paper pulp, and using stencils and vails to create paper samples to take home. Includes all materials. **NOTE:** *Papermaking is a wet process; please dress accordingly, closed-toed & non-slip shoes should be worn. Water-proof aprons are available. Includes materials; please bring a bag lunch.*

Sat & Sun, Oct 26 & 27 | 10:00am – 4:00pm

Picante Paper Studio, Room 220A | Santikos Building

Tuition: \$185 (Friends: \$170) | 2 sessions

See **Studio Note** on page 12.



### **6307 | Letterpress Holiday Cards**

Michael Simons | *All Levels*

Up your correspondence game—make your own unique holiday cards this year! Discover the basics of letterpress printing and get hands-on experience in this two-day workshop. Learn to set wood and metal type, as well as printer's cuts with festive images and print on a cylinder press. Students will design their own card, print take-home pieces for themselves, and contribute to a collaborative card swap. *Includes materials; please bring a bag lunch.*

Sat & Sun, Nov 9 & 10 | 9:30am – 5:00pm

Book Arts Studio, Room 220 | Santikos Building

Tuition: \$190 (Friends: \$175) | 2 sessions

**Studio Note:** Students who are currently registered for an on-campus book art, papermaking, printmaking, or mixed-media class will be allowed open studio access. Open studio times will be discussed in class and students will need to sign up in advance.

### **NEW 4808 | Paper Engineering for Pop-Ups & Greeting Cards**

Keri Miki-Lani Schroeder | *All Levels*

Have you ever wanted to make your own pop-up books?! Learn the wonders of paper engineering in this weekend workshop. The first day will cover basic paper engineering techniques through various pop-up and movable structures. The second day will be more focused on how simple forms can be expanded into more complex designs, with open studio time for students to create their own pop-ups and movable cards. Participants will make a variety of paper mechanisms which could be used as is for greeting cards or incorporated together into a pop-up book. *Includes all materials; see class listing for suggested supplies.*

Sat & Sun, Dec 7 & 8 | 10:00am – 4:00pm

Droste Studio, Room 240 | Santikos Building

Tuition: \$215 (Friends: \$200) | 2 Sessions



### 1011 | Introduction to Throwing

Woods, Foerster, Gould & Gordon | *Beginner*

This class will focus on the basic skills of wheel throwing—centering, opening, and pulling clay into shape—followed by learning to form bowls, cylinders, and cups. Students will also learn to evaluate form and how form serves a vessel’s function. **NOTE:** Students should have good hand strength and coordination and be able to lift 25lbs. *Class tuition includes one 25lb bag of clay per student; see [\\*CERAMICS NOTE](#).*

**FA1: Woods** Wed, Sep 25 – Dec 4 | 6:00 – 9:00pm

(No class on Nov 27)

**FA2: Foerster** Fri, Sep 27 – Dec 6 | 9:30am – 12:30pm

(No class on Nov 29)

**FA3: Gould** Fri, Sep 27 – Dec 6 | 6:00 – 9:00pm

(No class on Nov 29)

**FA4: Gordon** Mon, Sep 30 – Dec 2 | 10:00am – 1:00pm

**FA5: Gordon** Mon, Sep 30 – Dec 2 | 6:00 – 9:00pm

Wheelthrowing Studio, Room 110 | McAllister Building

Tuition: \$360 (Friends: \$345) | 10 sessions

See **Ceramics Note** on page 14.

### 1080 | Independent Study: Functional & Sculptural Handbuilding

Lyn Woods | *Intermediate/Advanced*

Independent Study is designed for students who are self-motivated, technically capable of firing kilns, willing to push their creative abilities, and wish to create a body of work during the term. This class will focus on functional and sculptural handbuilding approaches using mid-range clay and colorants in an oxidation firing. Students should come prepared with a written proposal of the goals or projects they plan to accomplish during the term. The instructor reserves the right to reject proposals that are outside the limitation of the class time and studio. Decoration options will include white and colored slips, underglazes and mid-range glazes; other options may be acceptable depending on the requirements of each student’s individual project proposal. **Prerequisite:** Students must have had a minimum of two prior clay classes. *Class tuition includes one 25lb bag of clay per student; see [\\*CERAMICS NOTE](#).*

Wed, Sep 25 – Dec 4 | 10:00am – 1:00pm

(No class Nov 27)

Handbuilding Studio, Room 100 | McAllister Building

Tuition: \$360 (Friends \$345) | 10 sessions

## 1012 | Introduction to Handbuilding

Lyn Woods & Brooke Armstrong | *Beginner*

Fundamental handbuilding skills and techniques will be covered including pinch pots, coil building, and slab construction with a focus on fun, artful, and utilitarian forms as well as surface techniques to add decorative elements to make the work truly one-of-a-kind. The class will work in mid-range clay and glazes. *Class tuition includes one 25lb bag of clay per student; see [\\*CERAMICS NOTE](#).*

**FA1: Woods Mon, Sep 30 – Dec 2 | 10:00am – 12:30pm**

**FA2: Armstrong Mon, Sep 30 – Dec 2 | 6:00 – 8:30pm**

Handbuilding Studio, Room 100 | McAllister Building

Tuition: \$350 (Friends: \$335) | 10 sessions

## 1030 | Throwing Skills

Ed Escobedo & Heather Hamilton | *Intermediate*

Expand and refine your throwing skills through the forming of bowls, cups, lids, pitchers, and the assemblage of two-part forms. Presentations and discussions will cover how to integrate form with function. This class will use high-fire clay and gas-fired reduction glazes. **Prerequisite:** Students should have completed at least two introductory to wheelthrowing courses. *Class tuition includes one 25lb bag of clay per student; see [\\*CERAMICS NOTE](#).*

**FA1: Escobedo Sat, Sep 28 – Dec 7 | 10:00am – 1:00pm**

(No class on Nov 30)

**FA2: Hamilton Tue, Oct 1 – Dec 3 | 6:00 – 9:00pm**

Wheelthrowing Studio, Room 110 | McAllister Building

Tuition: \$360 (Friends: \$345) | 10 sessions

## 1034 | Stacking & Throwing Large Forms

Lyn Woods | *Intermediate/Advanced*

Expand and challenge your throwing skills by creating larger forms demonstrated through two approaches—single thrown or multi-pieced forms. Learn how to throw multiple forms that can then be stacked or reassembled into one larger form and how to throw large single forms using quick-drying techniques to stabilize the large-scale throwing process. Students who prefer to throw smaller 2-5 lbs of clay can use the stacking method to create a forms measuring 12–24 inches while students capable of throwing 5-10 pounds of clay will be comfortable throwing single forms of that same height. Clay and firings will be high-fire. **Prerequisite:** Students must have completed two throwing skills courses or be currently proficient throwing at an intermediate level. *See [\\*CERAMICS NOTE](#).*

**Tue, Oct 1 – Dec 3 | 10:00am – 1:00pm**

Wheelthrowing Studio | McAllister Building

Tuition: \$360 (Friends: \$345) | 10 sessions

**\*CERAMICS NOTE:** Tuition includes one 25lb bag of clay for each student registered. Students should be able to lift 25lbs of clay. Tuition also covers use of shop tools and shop glazes, and some underglazes as well as kiln firings; however, students should anticipate fees for purchasing additional clay, specialty underglazes, and tools unless otherwise noted. Additional 25lb bags of clay and introductory tool kits are \$25 each and must be purchased online; show your receipt to the instructor to receive your purchase. Or clay and tools can be purchased locally at retail stores.

**Open Studio Hours:** Enrolled ceramic students will be allowed limited open studio access—1 hour prior to the start of their class and 1 hour immediately following the end of their class. Additional limited open studio hours will be posted at the beginning of the session; times will be discussed in each class and posted on studio doors. Open studio time is intended for practicing techniques and projects covered in class; no outside work is allowed. Students are expected to observe open studio hours and follow guidelines for clean-up when working in the studio.



### **8000 | Introduction to Drawing**

Rebecca Burritt | *Beginner*

Have you always wanted to draw? Get a step-by-step, hands-on guided tour of line drawing with charcoal and pencil—all supplies provided! Grasp an understanding of observational drawing, translating what the eye sees on to the page, as well as the design and composition principles that lie beneath all art: line, color, texture, and values. Let this non-judgmental introductory class be the stepping-stone to future art classes. *Includes materials; please bring a bag lunch.*

Sat, Sep 21 | 10:00am – 4:00pm

Drawing Studio, Room 280 | Santikos Building

Tuition: \$130 (Friends: \$115) | 1 session

### **8001 | Basic Drawing**

Greg Johnson, Juan Ramos, & Norman Engel | *Beginner*

Drawing is a learned skill based on hand-eye coordination. Through free-hand drawing, you will develop skills to render three-dimensional objects—using drawing principles of line, shape, value, texture, perspective, and composition. *Bring an 18 by 24-inch drawing pad, a selection of graphite pencils, and an eraser; additional materials will be discussed at the first class.*

**FA1: Johnson** Mon, Sep 23 – Nov 11 | 6:30 – 9:00pm

**FA2: Johnson** Tue, Sep 24 – Nov 12 | 12:30 – 3:00pm

**FA3: Ramos** Fri, Sep 27 – Nov 15 | 6:00 – 8:30pm

**FA4: Engel** Sat, Sep 28 – Nov 16 | 10:00am – 12:30pm

Drawing Studio, Room 280 | Santikos Building

Tuition: \$245 (Friends: \$230) | 8 sessions

**8309 | Oil Painting**Angeles Salinas | *Beginner*

Designed for beginners or for those that have minimal painting experience. Oil paints—known for their flexibility, slower drying and working time, opacity, and depth of color—offer the painter a variety of application methods from thin glazes to thick impasto painting. Students will learn the basics while exploring a variety of techniques (glazing, layering, alla prima, and more) and foundations. *Prior drawing and painting experience helpful but not required. A supply list will be handed out and discussed at the first class; students are welcome to bring any oil painting supplies they have on hand (paints, brushes, etc.) to review with the instructor.*

Wed, Sep 18 – Nov 20 | 11:00am – 2:00pm

Duncan Studio, Room 210 | Santikos Building

Tuition: \$280 (Friends: \$265) | 10 sessions

**8312 | Oil Painting Studio**Rainey | *Intermediate/Advanced*

This class is geared to those with prior oil painting experience that want to hone their skills in representational painting. Through one-on-one instruction, develop your painting approach and style as well as expand your technical skills as you examine the use of oils to paint in glazing layers or cross and manipulate opaque and transparent paint with mediums. *Materials will be discussed in class; however, students should bring painting materials they currently use to the first class. Prior oil painting experience required.*

Wed, Sep 18 – Nov 20 | 6:30 – 9:30pm

Duncan Studio, Room 210 | Santikos Building

Tuition: \$280 (Friends: \$265) | 10 sessions

**8014 | Pastel Painting**Rainey | *All Levels*

This class offers a non-traditional, fresh approach to an old traditional medium. Learn how to create vivid pastel paintings by exploring basic techniques and a variety of underpainting formulas. Students will learn the versatility of using soft pastels by pushing the medium using various art mediums, tools, and supports. **Prerequisite:** *Some drawing experience is helpful. Includes some materials; see website for a materials list.*

Mon, Sep 23 – Nov 25 | 6:30 – 9:30pm

Duncan Studio, Room 210 | Santikos Building

Tuition: \$280 (Friends: \$265) | 10 sessions

**8080 | Cartooning, Comics, Caricature, & Anime**Mike Fisher | *All Levels*

Cartooning, or visual storytelling, is more than just an enjoyable indulgence of the imagination; it speaks to interests such as editorial illustration, children's book illustration, comic strips, comic books, and storyboarding. Its various forms combine caricature, figure drawing, and illustration through the medium of ink and watercolor on paper. Instruction will focus on character development, illusions of movement, sequential staging, setting management, inking, and coloring—all aimed towards the refinement of narratives and ideas. *Bring a 9 by 12-inch sketchbook and a sharpened pencil to the first class.*

Tue, Sep 24 – Nov 12 | 6:30 – 9:00pm

Gen Ed Classroom, Room 250 | Santikos Building

Tuition: \$240 (Friends: \$225) | 8 sessions

**8362 | Abstract Painting**Norman Engel | *Intermediate/Advanced*

This course is geared to empower artists with the many possible creative approaches used in abstract expression from narrative, figurative or landscape. Working with acrylic medium on paper or canvas, as well as mixed media applications, the course will concentrate on color relationships and gradations to provide a foundation for abstract exploration. *Please see website for a list of materials.*

Tue, Sep 24 – Nov 19 | 10:00am – 12:30pm

Duncan Studio, Room 210 | Santikos Building

Tuition: \$265 (Friends: \$250) | 9 sessions





### 8911 | Professionalism & Presentation

Nancy Cavender-Garcia | *All Levels*

This course is geared to help artists of all levels—and working in any medium—gain professional self-confidence. Learn to speak and write about your work by developing a personal artistic philosophy, an artist statement, bio, and résumé. Learn how to present your work by putting together a well-executed portfolio, as well as how to network effectively, the protocols of gallery conduct, and business skills for the artist. Assigned readings and group discussions will be a weekly element of the class, as well as gallery field trips.

Tue, Sep 24 – Dec 3 (No class Nov 5) | 1:00 – 3:30pm

Gen Ed Classroom, Room 250 | Santikos Building

Tuition: \$240 (Friends: \$225) | 10 sessions

### 8125 | Figure Studies

Rebecca Burritt | *Intermediate*

This drawing course offers a combination of traditional and alternative approaches to the body in art. Students will explore how to draw the gesture clearly and breaking down forms that make up the human body into basic volumes and will explore various interpretations of the human form, from representation to abstraction. To develop their personal style, students will work from live models and personal images, using a variety of drawing materials. *Bring an 18 by 24-inch newsprint pad, a selection of pencils and an eraser to the first class; additional materials will be discussed at that time. Model fees are included. Prerequisite: Previous drawing experience.*

Tue, Sep 24 – Nov 19 | 6:00 – 9:00pm

Duncan Studio, Room 210 | Santikos Building

Tuition: \$330 (Friends: \$315) | 9 sessions

**8320 | Watercolor Painting**David Camacho & Scott Cooper | *All Levels*

This class is for both the first-time painters, as well as the student who would like to learn more about the various approaches to painting in this very direct water-based medium. Demonstrations will be given on how to paint wet-on-wet washes, dry-on-wet washes, and with a dry brush. Color theory as it relates to watercolor will be discussed. Intermediate level students, while developing an independent vision, will learn ways to improve their painting skills through advanced demonstration, practice, and critique. *See website for materials list.*

**FA1: Camacho** Tue, Sep 24 – Nov 19 | 6:00 – 8:30pm**FA2: Cooper** Sat, Oct 5 – Dec 7 | 1:00 – 3:30pm

(No class on Nov 30)

Drawing Studio, Room 280 | Santikos Building

Tuition: \$265 (Friends: \$250) | 9 sessions

**8319 | Contemporary Watercolor**Katie Pace Halleran | *All Levels*

In this non-traditional contemporary approach to watercolor painting. Through self-guided study, students will create work that reflects feelings, experiences, and heavily abstracted symbols drawn from their own personal lives. Traditional and non-traditional watercolor techniques will be covered and use of other materials with an emphasis on compositions, color theory, and supportive creative exploration. Students should be comfortable with the unique nature of watercolor and be willing to let that guide them through visual experiences of self-discovery and self-expression. Jungian concepts regarding symbolism and creativity will be introduced. *Some watercolor or visual experience is preferred, but not required. Please see website for materials list.*

**FA1:** Tue, Sep 17 – Nov 19 | 9:30am – 12:30pm

(No class Nov 12)

**FA2:** Thu, Sep 19 – Nov 21 | 12:00 – 3:00pm

(No class Nov 14)

Lounge, Room 110 | Urschel Building

Tuition: \$310 (Members: \$295) | 9 sessions

**8102 | Drawing Beyond the Basics**Greg Johnson | *Beginner/Intermediate*

This multi-level class is for beginners with some drawing background or for experienced student-artists who would like to refresh their drawing skills or learn about different drawing styles and materials. Students will move beyond using drawing merely to render objects accurately and will come to view drawing as a challenging vehicle for expression of both form and narrative. *Bring a sketchbook or drawing pad (size 11 by 14 or 18 by 24-inches) and a selection of pencils and an eraser; additional materials will be discussed at the first class. Prerequisite:* Basic Drawing or equivalent prior experience.

**Wed, Sep 25 – Nov 20 | 6:30 – 9:00pm**

Drawing Studio, Room 280 | Santikos Building

Tuition: \$255 (Friends: \$240) | 9 sessions

**8310 | Acrylic Painting**Norman Engel & Juan Ramos | *All Levels*

Painting is an ideal class for the beginning student who wants a structured approach to painting with acrylic paints. The all-levels class will cover color mixing, paint application, selection and use of brushes, and other painting tools, as well as painting composition for the beginning student. Students with prior experience can work independently with guidance from the instructor. A limited color palette is encouraged to learn how to mix a variety of colors. *See website for materials list. There are no prerequisites; however, Basic Drawing is recommended.*

**FA1: Engel** Thu, Sep 26 – Nov 21 | 6:30 – 9:00pm**FA2: Engel** Fri, Sep 27 – Nov 22 | 10:00am – 12:30pm**FA3: Ramos** Sat, Sep 28 – Nov 23 | 10:00am – 12:30pm

Duncan Studio, Room 210 | Santikos Building

Tuition: \$265 (Friends: \$250) | 9 sessions



### **NEW 8105 | Drawing Outside the Box**

Denise McCoy | *Intermediate*

Take drawing with new approach as you experiment with different media and application techniques. Traditional and non-traditional ways of making marks on paper will be covered along with use of mixed media combinations, and how to achieve textured grounds on the paper before beginning to draw. *Bring a sketchbook or drawing pad (size 14 by 17-inches), a selection of pencils, rubbing stumps, and erasers to the first class; additional materials will be discussed. Prerequisite:* Basic Drawing or equivalent prior experience.

Fri, Sep 27 – Nov 15 | 10:00am – 1:00pm

Drawing Studio, Room 280 | Santikos Building

Tuition: \$250 (Friends: \$235) | 8 sessions

### **8008 | Basic Design: Color Theory**

Sabra Booth | *All Levels*

Color is an essential tool for artists and this course is an in-depth exploration of color theory and color interaction. Gain an understanding of how to use color, how color can be used as a descriptive and expressive element, and how color can impact perception. Color mixing, color relationships, and color interaction as well as how color hue, value, and intensity can affect design and visual effects. Investigations of two-dimensional design problems and the formal, technical, creative, and psychological aspects of color usage will be introduced and emphasized.

Mon, Sep 30 – Nov 18 | 6:30 – 9:00pm

Droste Studio, Room 240 | Santikos Building

Tuition: \$235 (Friends: \$220) | 8 sessions

## 2001 | Introduction to Weaving

Nancy Heneghan | *Beginner*

Learn the fundamentals of weaving on a four-shaft loom. This foundation class focuses on loom set up, understanding basic weave patterns (plain weave and twill variations), double weave construction and material considerations. Creating sound structure and developing good weaving habits will be emphasized. Reading drafts will also be covered. Each student will have the exclusive use of a floor loom for the semester. *This class requires the ability to stay focused with good coordination and hand dexterity. Materials and supplies will be provided in the tuition fee; optional materials will be discussed in class.* **NOTE:** This class is a prerequisite to 2002 On-Loom Weaving Studio Projects.

Wed, Sep 25 – Dec 11 | 10:00am – 1:00pm

(No class on Oct 9 & Nov 27)

Maxham Fiber Studio, 2nd Floor | Tobin Building

Tuition: \$365 (Friends: \$350) | 10 sessions

## 2667 | Fabric Design with a Tablet

Susie Monday | *All Levels*

With the use of an iPad, computer, or other tablet (even a phone) fiber artists can move beyond photographic reproduction into artistic filters, drawing, painting and amazing digital patterns. This workshop includes drawing and painting, photo editing, special effects and pattern apps on an iPad (preferred) or similar tablet. A demo of working with Spoonflower, a fabric printing on demand company will be covered as well as how to construct a fused raw-edge collage appliqué art quilt using an inkjet-printed image, and how to mount a small quilt on a canvas frame. Participants will design a project using their own photo-based image, printed in class to take home for a sewing project. *An iPad (iOS) or android tablet is required; see website for a list of materials and please bring lunch.*

Sat, Oct 5 | 9:30am – 4:00pm

Droste Studio, Room 240 | Santikos Building

Tuition: \$255 (Friends: \$240) | 1 sessions

## 2002 | On-Loom Weaving Studio Projects

Casey Galloway | *Intermediate/Advanced*

This program is designed for intermediate and advanced student-artists who wish to pursue their own direction in weaving. Emphasis on new structural and manual skills and exploring new materials. Individual planning sessions along with some group instruction will allow students to work at their own pace. Each weaver will have exclusive use of one of the Fibers Department's floor looms and use of the dye lab. **Prior to registering:** Students must contact the Fibers Department, [casey.galloway@utsa.edu](mailto:casey.galloway@utsa.edu), by Aug 6; and if approved, students will be contacted by e-mail and must **register by Sep 19**. The instructor reserves the right to restrict enrollment. **Prerequisite:** Introduction to Weaving or equivalent experience.

**FA1:** Mon, Sep 30 – Dec 9 | 10:00am – 1:00pm

(No class on Oct 21)

**FA2:** Tue, Oct 1 – Dec 10 | 6:00 – 9:00pm

(No class on Oct 22)

**FA3:** Wed, Oct 2 – Dec 11 | 10:00am – 1:00pm

(No class on Oct 16)

Maxham Fiber Studio, 1st and 2nd Floor | Tobin Building

Tuition: \$325 (Friends: \$310) | 10 sessions

## 2019 | Introduction to Broom Making: Hand Brooms

Cassandra Cutter | *All Levels*

Discover the history, tradition, and craft of handmade brooms. This one-day workshop will focus on broom making materials, tools, and a variety of traditional tying and weaving techniques. Students will leave the class with at least one hand broom of their own making, and a strong foundational knowledge to continue practicing the craft at home. All skill levels welcome. Moderate hand and body strength is needed. *Includes most materials, see website for a list of supplies; please bring a bag lunch.*

Sat, Oct 26 | 9:00am – 3:00pm

Droste Studio, Room 240 | Santikos Building

Tuition: \$150 (Friends: \$135) | 1 session



Created by Lyn Belisle

**NEW 2251 | Sculpted Wanderers:  
Mixed Media Enigmatic Figures**

Lyn Belisle | All Levels

Students will work with paper, fiber, cardboard, wood, plaster and found objects to create sculptural figures with metaphoric and cultural representation. Across time and cultures, such iconic figure sculptures have been created as objects of reflection, humanity, and protection. Based on the notion of spirit dolls and santos, the unadorned Wanderer figure provides a tabula rasa for your own expressions of meaning and message. This workshop covers the basic armature structure as well as variations in surface finishes and body design. Fiber art techniques include wrapping, knotting, surface design, layering and adhering with various media. *Includes some materials; see the website for a list of items to bring to class; please bring a lunch both days.*

Sat & Sun, Nov 16 & 17 | 10:00am – 4:00pm  
Droste Studio, Room 240 | Santikos Building  
Tuition: \$190 (Friends: \$175) | 2 sessions

**NEW 2333 | Cyanotype on Fabric**

Mary Margaret Johnson | All Levels

Discover the art of cyanotype and transform natural fibers into stunning photographs. In this class, you'll blend art and science by harnessing the sun's rays to create unique textile pieces and wearable art. You'll explore the history and science of cyanotype, learn to mix and handle non-toxic chemicals, and experiment with various fibers. Embrace sustainability by turning gently used clothing into your own beautiful creations. *Includes some materials; see website for a list of materials and please bring lunch.*

Sat & Sun, Nov 2 & 3 | 10:00am – 4:00pm  
Droste Studio, Room 240 | Santikos Building  
Tuition: \$195 (Friends: \$180) | 2 sessions

**2003 | Tapestry Weaving**

Liza Collins | All Levels

This intensive two-day class will lead students step-by-step through traditional flat tapestry weaving techniques. Tapestry is the most basic of weave structures; it offers the artist a wide range of visual possibilities. Students will learn how to prepare a warp and weave simple shapes. The class is designed for both beginners and those with experience wishing to refresh their skills. *Looms and weaving materials will be provided; please bring a lunch both days.*

Sat & Sun, Dec 7 & 8 | 10:00am – 4:00pm  
Lounge, Room 110 | Urschel Building  
Tuition: \$200 (Friends: \$185) | 2 sessions



**3001 | Metal Skills.1**

Laura Quiñones | *Beginner*

Learn the fundamental techniques and tools used to create unique jewelry and small metal sculptures as you work through a series of projects focused not only on technique, but also on encouraging individual expression. Techniques covered will include sawing, basic forming, surface textures, silver-soldering, riveting, ring-making, and surface finishes. **NOTE:** *Bilingual instruction is available. Tool kits and some supplies included; see [\\*METALS NOTE](#) and website for a materials list and links to sources.*

**FA1:** Mon, Sep 16 – Nov 4 | 6:00 – 9:00pm

**FA2:** Tue, Sep 17 – Nov 5 | 9:00am – 12:00pm

Willson Metals Studio, Room 110 | Santikos Building

Tuition: \$295 (Friends: \$280) | 8 sessions

**3046 | Intermediate Metals Studio**

Alejandra Salinas Pérez | *Intermediate*

In this follow up course to Metal Skills.1, students will hone their sawing, soldering, forming, and surface finishing skills and apply those basic metalsmithing techniques to create more complex projects. Student will be encouraged to design and fabricate independent projects. Demonstrations will be covering various techniques. Students can anticipate completing at least two projects. See [\\*METALS NOTE](#).

Tue, Sep 17 – Nov 19 | 6:00 – 9:00pm

Willson Metals Studio, Room 110 | Santikos Building

Tuition: \$335 (Friends: \$320) | 10 sessions

**NEW 3081 | How Charming**

Alejandra Salinas Pérez | *Intermediate*

For millennia, charms have been made and collected for all sorts of personal reasons—to keep us safe, to remember special moments, as sweet little gifts to cherish, marking milestones or sharing joy in our lives. Create your link bracelet as you hone your soldering and fabrication skills creating chains and clasps. Then create charms that are either fabricated, formed, or cast (wax or sand) to truly personalize your charm bracelet. Students can work in bronze or silver. *Materials will be discussed at the first class. See [\\*METALS NOTE](#).*

Thu, Sep 19 – Nov 21 | 6:00 – 9:00pm

Willson Metals Studio, Room 110 | Santikos Building

Tuition: \$335 (Friends: \$320) | 10 sessions

**3200 | Advanced Metals Studio Projects**

Alejandra Salinas Pérez | *Advanced*

For the advanced student wishing to pursue a new or continued topic of metalworking and/or jewelry-making or to create a small body of work. Although projects are self-directed, the instructor will work with each student to assist with design, aesthetic, and/or technical decisions. **Prerequisite:** *Students must contact Jill Sortore at [jillian.sortore@utsa.edu](mailto:jillian.sortore@utsa.edu) for prior approval before registering and should have successfully completed of at least three metals courses or equivalent intermediate metals experience. See [\\*METALS NOTE](#).*

Fri, Sep 20 – Nov 22 | 9:30am – 12:30pm

Willson Metals Studio, Room 110 | Santikos Building

Tuition: \$335 (Friends: \$320) | 10 sessions

**3110 | Introduction to Jewelry-Making Techniques**

Laura Quiñones & Jill Sortore | *Beginner*

What does it take to make a ring? Construction of handmade rings will be the focus of this two-day course in metal. Students will be introduced to the basic techniques of working with non-ferrous metals (copper, brass, and silver), basic hand tools, forging, forming, silver-soldering using a torch, surface embellishment, and finishing techniques. In two days, students should expect to walk away with at least two finished projects. **NOTE:** *Includes a materials kit for projects covered in class; see [\\*METALS NOTE](#). Please bring a bag lunch.*

**FA1: Quiñones** Sat & Sun, Sep 21 & 22 | 10:00am – 4:30pm

**FA2: Sortore** Sat & Sun, Nov 9 & 10 | 10:00am – 4:30pm

Willson Metals Studio, Room 110 | Santikos Building

Tuition: \$185 (Friends: \$170) | 2 sessions

**3010 | Enameling Basics**

Laura Quiñones | *Intermediate*

Delight in the bright colors achieved by fusing transparent and opaque enamels to copper. Discover how to create textures and unique shapes to capture the reflections of light. Students will be introduced to and experiment with a variety of techniques and should expect to complete several jewelry items and decorative accessories. This class will cover a variety of methods for fusing colorful enamel (glass) to copper using a kiln. After learning a few simple techniques, you will be free to explore your favorite. *Previous metal working experience suggested. Materials will be discussed at the first class. See [\\*METALS NOTE](#).*

Tue, Oct 1 – Nov 5 | 1:00 – 4:00pm

Willson Metals Studio, Room 110 | Santikos Building

Tuition: \$280 (Members: \$265) | 8 sessions



**3030 | Jewelry Assembly**

Denise McCoy | *All Levels*

Explore various ways to connect beads—from stringing, knotting, and using wire connections to make necklaces, bracelets and earrings. Different ways to finish the ends and use of different types of clasps and closures will also be covered. Along the way learn about the materials, and the tools and their purpose. Create your own unique designs from purchased or repurposed beads, have fun, and end up with several new pieces of jewelry. *Includes some supplies; please see website for materials list.*

Wed, Oct 2 – Nov 6 | 6:00pm – 9:00pm

Willson Metals Studio, Room 110 | Santikos Building

Tuition: \$270 (Friends: \$255) | 6 sessions

Also see **9510 | Intro to Welding** listed on page 26.

**\*METALS NOTE:** Tuition for metals classes covers basic studio supplies, chemicals, and access to tools and equipment. Some classes include a limited supply kit unless otherwise noted. Students should anticipate additional fees for other tools, metal, and findings for their samples or projects. Please see website for supply lists.

**Jewelry & Metals Open Studio:** Open studio time will be permitted prior to and immediately following class time; limited open studio time outside of class will be discussed in class.



### **5006 | Introduction to Photography**

John Hendrick & Kemp Davis | *All Levels*

Make your photographs more dynamic by using simple techniques and compositional tools. Gain a sound understanding of basic camera functions to give you more creative control of your manual 35mm film or digital SLR camera. Discussions will center on focus settings, focal lengths, exposures, composition arrangement, camera angles, and other strategies for making successful photographs. The instructor will work with you individually to solve specific problems.

**FA1: Hendrick** Mon, Sep 23 – Nov 11 | 9:00am – 11:00am

**FA2: Davis** Mon, Sep 23 – Nov 11 | 6:30 – 8:30pm

Gen Ed Classroom, Room 250 | Santikos Building

Tuition: \$175 (Friends: \$160) | 8 sessions

### **5010 | Black & White Darkroom Photography**

Nancy Cavender-Garcia & Joshua Perez | *All Levels*

This class is designed for photographers who have no previous darkroom experience or those who want to expand their knowledge of the darkroom. Learn about black & white film developing and printing, dodging and burning of prints, toning, print retouching, and print finishing. Essential elements of camera handling, metering, lens accessories, camera accessories, and composition issues will be explained and demonstrated. Intermediate-level photographers will be encouraged to achieve better mastery over equipment, materials, and printing skills. *Students should have a manual adjustable 35mm film camera.*

**FA1: Garcia** Tue, Sep 24 – Dec 3 | 9:00am – 12:00pm  
(No class Nov 5)

**FA2: Perez** Tue, Sep 24 – Nov 26 | 6:00 – 9:00pm

Lende Photography Studio, Room 140 | Santikos Building

Tuition: \$350 (Friends: \$335) | 10 sessions





### 5203 | Digital Painting & Composition with Photoshop

Michelle Love | *All Levels*

Discover new avenues of creativity and expression with digital painting and compositing tools in Adobe Photoshop. Students will learn the fundamental concepts and standard practices of digital image creation, with an emphasis on digital painting, illustration, and collage. Explore the digital image-making process from start to finish and become proficient at importing sketches and photo references, using customized Photoshop drawing and painting tools and various techniques of layering and collage. The instructor will provide both general class instruction and individual assistance with personal projects to help you bring your visions to life. **Prerequisite:** *Some working knowledge of computers, drawing and painting is helpful but not required.*

Wed, Sep 25 – Nov 13 | 6:30 – 9:00pm

Digital Studio, Room 130 | Santikos Building

Tuition: \$265 (Friends: \$250) | 8 sessions

### 5262 | Adobe Lightroom: The Photographer's Best Friend

Amanda Dominguez | *All Levels*

Learn how to organize, manage, and edit your digital images like a pro with Adobe Lightroom®—the best all-in-one solution for photographers. You will build a foundational understanding of Lightroom's most powerful tools and learn how Lightroom may be a better alternative to Photoshop for your image editing workflow. This class will primarily focus on Lightroom Classic (desktop-optimized) with a general overview of Lightroom CC® (browser-based). *See website for a materials list.*

Thu, Sep 26 – Nov 14 | 7:00 – 9:00pm

Digital Studio, Room 130 | Santikos Building

Tuition: \$260 (Friends: \$245) | 8 sessions



### **9605 | Furniture Making: Small Table**

Robert Balfour | *All Levels*

Learn the basics of table making by building an end table for your home. You will have the opportunity to laminate a hardwood top, cut tapered legs, and join table aprons to legs using simple joinery methods. The class will give you hands-on experience with both power and hand tools, including the table saw, band saw, jointer, thickness planer, drill press, router, hand planes, card scrapers, and chisels. *Includes some materials; see website for a list of items needed and please bring a bag lunch.*

Sat, Dec 7 & 14 | 9:00am – 4:00pm

Old School Makerspace | 2659 Eisenhower Rd.

Tuition: \$265 (Friends: \$250) | 2 Sessions

### **9510 | Introduction to Welding**

Patty Cater & Michael O'Brien | *All Levels*

Learn the basic skills required for welding metal-to-metal for use in simple repairs or sculptural projects. Students will learn to use MIG welders and plasma cutters. Scrap metal will be provided for practice, or you can supply your own metal for specific projects. *Please see website for materials list*

**FA1:** Cater Tue, Sep 17 – Oct 22 | 6:30 – 9:30pm

**FA2:** O'Brien Thu, Sep 26 – Oct 31 | 6:30 – 9:30pm

Sculpture Studio, Room 170 | Santikos Building

Tuition: \$265 (Member: \$250) | 6 sessions

### **9079 | Mosaic Art**

Lisa Nigro | *All Levels*

This introductory class covers how to create mosaic art. Create beautiful, decorative wall relief or sculptural pieces using found objects, glass, marbles, stones, mirrors, dishes, and tiles. Students receive instruction in the use of mosaic tools, various supplies, and techniques from tile-cutting to tile-setting. The instructor will cover how armatures for mosaics can be created. The art of mosaic and its role in history will be discussed. *No previous experience is necessary. Please see website materials list; bring a lunch both days.*

Tue, Oct 29 – Dec 3 | 6:00 – 9:00pm

Sculpture Studio, Room 170 | Santikos Building

Tuition: \$240 (Friends: \$225) | 6 sessions

**BROOKE ARMSTRONG** is a ceramic artist interested in creating sculptural forms from processes tied to traditional craft. Armstrong earned her MFA from The University of Montana. She has attended residencies at The Mendocino Art Center in Mendocino, CA and The Red Lodge Clay Studio in Red Lodge, MT. She is currently an Assistant Professor at The University of Texas at San Antonio.

**ROBERT BALFOUR** is a graduate of Fuller Theological Seminary and the University of Georgia. He has been a woodworker for 14 years and is the owner and operator of Revival Woodcraft, a custom furniture and cabinetry business. He specializes in hand tool woodworking and antique reproduction. He has developed a makerspace with interest in the intersection of craft and community development.

**LYN BELISLE** nationally-known San Antonio mixed media artist, works with Texas clay and wood, beeswax, found objects, paint, paper and sinew to produce unique spiritual and symbolic assemblages, collages, and paintings.

**SABRA BOOTH** holds an MFA from Cranbrook Academy of Art and a BFA from the University of Houston. Booth was a Fulbright Scholar to Finland and has been awarded numerous grants. She has traveled and sketched extensively. Booth's studio practice offers interpretative observations of nature, often relevant to ecological concerns, and she has done free-lance illustrations for educational publications and special projects with the City of San Antonio Department of Arts and Culture and the San Antonio Missions National Historical Park.

**REBECCA BURRITT** holds a Master of Art in Teaching from Savannah College of Art & Design, and a BA from Smith College. She also studied at the Pennsylvania Academy of the Fine Arts and The Barnstone Studios. A classically trained educator, Burritt seeks to empower and inspire students to develop their own artistic foundations to pursue successful creative careers.

**DAVID CAMACHO** is a native San Antonian. After a career in the printing field and with SAISD, he is now able to devote more time to painting. He is a member of the La Villita Starving Artist Gallery and Fine Art America.

**PATTY CATER** began training in welding at the young age of 17. In 1991 she moved from Houston to Austin and continued to hone her welding skills working commissions for prominent figures like Dick Clark Architecture and Jerry Koontz Interior Design. In 1996, Cater took her creative endeavors further by becoming the owner of Earth Company, specializing in Garden design, outdoor furniture, and lighting. Her expertise has extended beyond metal to encompassing working with glass and ceramics.

**NANCY CAVENDER-GARCIA** earned her BFA and MFA degrees in Photography at the University of New Mexico. She has extensive experience in non-silver processes, hand-coloring photographs, and pinhole photography. Cavender received the SSA 2005 Award for Teaching.

**LIZA COLLINS**, born in London, trained as a painter at Northeast London Polytechnic and later in tapestry at the Royal College of Art. Her tapestries are in many public collections, including the Victoria and Albert Museum and the Contemporary Art Society of London.

**SCOTT COOPER** holds an MFA in Web Design and New Media and Illustration from Academy of Art University, and a BFA in Media Communications from School of Visual Arts. Both a painter and multi-talented graphic designer, he previously was a Graphic Design Professor at the former The Art Institute of San Antonio.

**CASANDRA CUTTER** began her journey into the arts at the Herron School of Art and Design in Indianapolis, Indiana. After moving away from the world of fine art, she found her calling in traditional American and Northern European folk craft. A love for working with textiles and fiber led her to discover Appalachian broom making. In 2022, Cutter began turning her full-time focus to brooms, brushes, and green woodworking and hopes to inspire others by sharing the humble expression of both beauty and utilitarianism found in grassroots arts and crafts.

# ADULT COMMUNITY ART INSTRUCTORS

**KEMP DAVIS** has a Master of Science and Bachelor of Science in photography from Texas A&M University-Commerce. He is an artist, educator, and curator as well as owner and operator of Kemp Davis Photography, an internationally known, award winning commercial/advertising photo studio. As an adjunct university professor, Davis shares his knowledge from 30+ years of teaching and working as a photographer with his students. He has extensive knowledge of film, digital, and alternate image capture and processing.

**AMANDA DOMINGUEZ** owns and operates Digital Pro Lab, a full-service photo lab located in San Antonio, specializing in image archiving and printing. Dominguez has a BA in History from the University of the Incarnate Word. With over 15+ years of experience teaching printing, photo editing, and image archiving, she is dedicated to helping photo takers of all levels document the world and their point of view through photography.

**LINDA DRAPER** received a BS in Biology from Arizona State University and an MBA from Our Lady of the Lake University. She has studied art in Arizona, Massachusetts and Texas. Her work has been exhibited nationally and is represented in galleries in Arizona and Texas.

**NORMAN ENGEL** has an MFA from Florida Atlantic University in Computer Animation and a BA in Fine Art from Morehead State University. He has been a medical illustrator and photographer, has done animation work on many national and international video productions, and was previously a Lead Instructor at the former The Art Institute of San Antonio. Engel is a painter and his work is in many private collections and galleries worldwide.

**ED ESCOBEDO** holds a BFA from the University of Texas at San Antonio with a concentration in ceramics and sculpture. His studio practice includes working with ceramics, found objects and mixed media which he incorporates into sculptural and utilitarian vessels addressing themes of humor and absurdity. He has exhibited work in numerous group shows locally and nationally, including the National Council on Education for the Ceramic Arts 2018 in Pittsburgh, PA.

**MIKE FISHER** received his Master of Communication Arts degree from the University of the Incarnate Word and his BA degree at the University of South Carolina. Galacticfish Productions is Fisher's one-man cartooning, illustration, and animation studio, and he has been a cartoonist for the former Starlog magazine, as well as Animation Magazine, Modeler's Resource, and other publications. His independent animation shorts have won several awards at film festivals.

**MICHAEL GUERRA FOERSTER** is an artist living and working in San Antonio. He received a BFA with a concentration in ceramics from the University of Texas at San Antonio. He has studied at Haystack, Penland, and Arrowmont, participated in residencies including Watershed Center for the Ceramic Arts, has created permanent public art pieces, and exhibits nationally. Foerster is a visual arts instructor at SAY Sí teaching middle and high school-age artists, who in turn inspire his work.

**CASEY GALLOWAY**, Fibers Department Program Coordinator, received a BFA in Fibers from the University of North Texas in Denton. A 2007 Kuhlman Foundation scholarship allowed her to travel and research Scandinavian weaving. She is an installation artist as well as a traditional weaver.

**JESSELYN GORDON** was born in California and raised in a military family moving every few years around the state before locating to San Antonio. She began her studies at Northwest Vista College and before earning a BFA with a concentration in ceramics from the University of Texas at San Antonio. Gordon started her own business, Thrown Studio, while in college selling her functional ceramic wares, all while exploring fine art capabilities focusing in the ceramic realm.

**MARIA GOULD** holds an MFA in Ceramics from the University of Colorado Boulder and a BFA in Ceramics from Alfred University, Alfred, NY. She has been passionately making art, encompassing a variety of media, as a studio artist, Program Director for the Arts, and an art educator for over 35 years with side gigs sewing canvas work for boats and raising a pair of phenomenal twins. She is presently an art teacher with East Central ISD.

**KATIE PACE HALLERAN** has a BA in Studio Art and a minor in Art History from Pitzer College and a certificate in Non-Profit Management from UTSA. She uses watercolor and repetitive ink patterns to create visual mantras informed by both order and chaos with inspiration drawn from a Jungian perspective of dreams and symbolism. Halleran's paintings often feature the circle as a spiritual tool for reflection, meditation, and beauty.

# ADULT COMMUNITY ART INSTRUCTORS

**HEATHER HAMILTON** started her journey in ceramics in 1999 at Missouri Southern State University. And in 2010, thanks to the community courses at the Southwest School of Art, the journey continued. With a focus on wheel thrown ceramics, her work includes mostly functional items for daily use in the kitchen and home. In addition to ceramics, Hamilton is a silversmith, HR professional, and coffee snob.

**NANCY HENEGHAN** holds a BFA in Fibers from the University of Wisconsin–River Falls. She previously was the Studio Programs Coordinator at Southwest School of Art. Heneghan has taught art to adults and children in a variety of settings, including the UTSA Community Art Mobile Arts Program.

**JOHN HENDRICK** is a San Antonio-based artist. He studied Photography at the Academy of Art Institute of San Francisco in 2008, gaining perspective on the history of photography and design. Hendrick tributes his style and creativity to his NYC upbringing though his view and inspiration have been influenced from living abroad for 20 years (Italy, Spain, and Japan). He has been teaching and sharing his knowledge with many individuals around the world.

**GREGORY ALAN JOHNSON** received his MFA in Printmaking and Drawing at Texas Tech University and his BFA with a concentration in printmaking at Texas A&M University–Corpus Christi. He also studied art at San Jacinto Junior College before earning a degree in business at Texas State University.

**MARY MARGARET JOHNSON** received her BA in Fine Arts at Sewanee: The University of the South. She is a multidisciplinary artist and curator, and educator based in San Antonio whose practice includes photography, textiles, printmaking, performance, painting, and murals. Johnson has exhibited her work all over Texas and Tennessee and founded her own business, Art By Moogs, which has gained national recognition and clients. She also teaches her artistic practices to all ages for organizations like Texas Public Radio, Ruby City and Briscoe Western Art Museum as well as private lessons, and is a current resident and social media manager of Clamp Light Studios & Gallery.

**JO ETTA JUPE** has been a papermaker for over 30 years and continues to explore new techniques with the medium. She has taught workshops on making paper from botanical plants as well as workshops in wet collage and basic papermaking. Jupe has shown her work throughout Texas, Colorado, New Mexico, and Washington, DC. She holds a degree in computer science from the University of Texas at San Antonio.

**MICHELLE LOVE** was born and raised in San Antonio, Texas. She received her BFA from UTSA with a primary emphasis in Painting and secondary emphasis in New Media. She was a faculty member of the International Academy of Design and Technology where she taught a variety of courses utilizing Adobe Photoshop, Illustrator, InDesign, and Flash/Animate. In addition to freelance design, illustration and mural assistance, she has also exhibited her work locally in venues such as Presa House and Bihl Haus Arts.

**DENISE MCCOY** earned a BA in Fine Art from the University of Toledo/Toledo Museum of Art. She began in Metals but ended as a Painting major with a strong focus in Printmaking and Theatre Arts as well. She spent 2 years in graduate studies at Carnegie Mellon University in Costume and Set Design. She has worked in many areas in the arts but currently is creating jewelry and mixed media drawings.

**LACEY MILLS** received her MFA in Printmaking from the Tyler School of Art at Temple University in Philadelphia and her BFA in Painting and Drawing from The University of Texas at El Paso. Her work deals with social and gender roles, using printmaking as a basis for her large-scale pieces. She has exhibited in Mexico, Italy, and throughout the United States. Mills is the 2-D Studio Manager at the UTSA Southwest Campus.

**SUSIE MONDAY** is a studio art graduate from Trinity University. Susie has written many articles, co-authored a book on creativity for parents, and teaches and lectures about creative process, sensory perception, digital and surface design. Her stitched collage art quilts evoke the culture, colors, stories, and landscapes of the Borderlands—and the inner life of the artist. Her work is in private and public collections.

# ADULT COMMUNITY ART INSTRUCTORS

**LISA NIGRO** holds an MFA in Sculpture from the University of Texas at Austin and a BFA in Painting from the University of Massachusetts at Amherst. Nigro is an interdisciplinary, multi-media artist working in painting, sculpture, and interactive installation art. She has produced large scale sculptures and installations for Burning Man and other festivals, including the Houston Art Car Parade.

**MICHAEL O'BRIEN** majored in Sculpture at Texas State University. He spent several years involved in a commercial bronze foundry mastering the practice of bronze casting. O'Brien is now a full-time studio artist working in cast bronze and CNC machining processes.

**ALEJANDRA SALINAS PÉREZ** is a metalsmith and emerging curator, born in the United States and raised in Mexico. Standing between two cultures, she combines her personal history with a contemporary perspective, translating her experiences into metal objects and jewelry. Her work explores boundaries, both physical and conceptual, as she attempts to materialize a sense of resilience and hope. Salinas is a previous SSA metals artist-in-residence.

**JOSHUA PÉREZ** has a BFA from University of Texas at San Antonio. He documents life as it happens, focusing on culture and ritual and the human experience. Pérez is able to explore these elements by looking to the street and everyday life for inspiration. Pérez develops his own black and white film and prints in his personal darkroom.

**LAURA QUIÑONES** received a BFA in Metals and Graphic Design from the University of Texas at El Paso. She has also studied with master metalsmiths in San Miguel de Allende, Oaxaca, Taxco, Mexico City, and San Antonio. Quiñones grew up in Ciudad Juarez, Mexico, and has been an independent studio jewelry designer since 1992.

**RAINEY** studied art at the University of Texas at San Antonio and was the recipient of the Guadalupe Cultural Arts Center Primer Paso Fellowship. She has also taught in UTSA Community Art Programs Teen Intensive Studio, Mobile Arts Program, and Summer Art Studios. Rainey received the SSA 2008 Award for Teaching. She is a private painting instructor and former gallery owner.

**JUAN MIGUEL RAMOS** is truly a product of San Antonio's art education. He began his training at the age of eight, when he attended the Southwest School of Art, and later the San Antonio Art Institute and the Guadalupe Cultural Arts Center. He earned his MFA and BFA from the University of Texas at San Antonio. Ramos is a cofounder of San Anto Cultural Arts (SACA), he was an Artpace resident in 2002, and his work is in many permanent museum collections. He is also a professional musician and art educator.

**ANGELES SALINAS** received her MFA and BFA in Painting from the University of Texas at San Antonio and a Bachelor of Graphic Design from the Universidad Iberoamericana. She was born in Mexico City and trained at an early age by various artist including famous Mexican aquarellist Alfredo Güati Rojo She has taught undergraduate classes as well as community classes at UTSA. Salinas has over 40 years of painting practice, as well as has extensive experience in drawing and other media.

**KERI MIKI-LANI SCHROEDER** is a book artist and edition bookbinder. She holds an MFA in Book Art & Creative Writing from Mills College and is the proprietor of Coyote Bones Press. She has worked at Flying Fish Press (Berkeley, CA) and BookLab II (San Marcos, TX) as a book artist and edition binder. Schroeder's work can be found in special collections libraries and is the 2019–2020 Salzberg Artist-in-Residence for the Jaffe Center for Book Arts at Florida Atlantic University. She hosts a book arts podcast called Books in the Wild.

**MICHAEL SIMONS** is a writer and letterpress printer. He earned an MFA in Fiction from Cornell University and was a 2017-18 Resident of the National Humanities Center. He is a member of the Amalgamated Printers' Association and the American Printing History Association.

**JILL SORTORE** Is an Associate Professor of Instruction at the University of Texas at San Antonio. She holds an MFA from Southern Illinois University-Edwardsville and a BFA from Pittsburg State University. Her work can be found in publications such as 500 Rings, The Art of Jewelry; Plastic and Resin; and Art Jewelry magazine

**LYN WOODS** received a certificate in ceramics from Southwest School of Art in 2007. She has also studied ceramics at Anderson Ranch. Woods has previously taught ceramic classes for The Firehouse in Del Rio, Texas.

## Guidelines & Policies

- Adult classes are open to students ages 18 and above.
- Youth programs are open to students K–12.
- Classes are taught at UTSA-Southwest Campus at 300 Augusta or 1201 Navarro unless otherwise noted.
- Open studio for students enrolled in adult classes may be available; open studio varies by area, class and room availability. Please check with your instructor.
- Please follow safety protocols specific to each studio/classroom space.
- Students are asked to respect everyone's personal space; keep a safe distance from peers and instructors. Masks are suggested for personal protection
- Students are also asked to be courteous and respectful to others, personal property, and that of the studios and campus.
- Inappropriate or disruptive behavior such as the use of profanity, harassment, or sexual innuendo, dominating an instructor or student's time, or misuse or dominating the use of equipment or shared class materials is unacceptable. Such behavior may be considered grounds for dismissal from class.
- Visitors, children, or non-registered students are only permitted in class with the advanced, expressed permission of the class instructor and/or the department chair. They are not permitted during open studio hours.

## Cancellations, Refunds, Withdrawals & Transfers

- UTSA reserve the right to cancel, combine, reschedule classes, or change class instructors when necessary.
- If UTSA cancels a class for any reason, all registered students will be informed as soon as possible and will be given the opportunity to transfer to another class with no transfer fee applied. Tuition will be refunded 100% for cancelled classes.
- A \$45 withdrawal fee and a \$25 transfer fee will be charged per class for changes made by students.
- Notice of withdrawal by a student must be made by emailing [communityart@utsa.edu](mailto:communityart@utsa.edu) no later than 7 business days prior to the first day of class.
- Notice of withdrawal for Special Classes must be made two weeks prior to the class start date.
- No refunds will be made for withdrawals made after those times.
- Failure to attend classes or verbal notification will not be regarded as an official notice of withdrawal.

## Parking

- SW Campus Parking Map: <https://www.utsa.edu/campuservices/parking/maps.html>
- Parking permits will be distributed the first 2 weeks of class. Passes should be clearly displayed.
- Parking is on a first come, first-serve basis and available at any unmarked space during the hours of 8:00am–4:30pm; park up available after 4:30P. See UTSA website for [parking locations](#). Additional parking is available at the Central Library, self-pay lots or on the street nearby.
- Accessible parking spaces are in both the main lot (300 Augusta) and at the Santikos lot (1201 Navarro). Guest parking in ADA accessible spaces do require proper plate or placard. Loading zones are limited to 10 minutes.
- Parking permits may not be duplicated or shared with non-students and are not intended for non-school business parking.

# COMMUNITY ART FALL CATALOG

2024



---

**UTSA Southwest Campus**  
300 Augusta St.,  
San Antonio, TX 78205

[www.utsa.edu/communityart](http://www.utsa.edu/communityart)



---

210-200-8200

[communityart@utsa.edu](mailto:communityart@utsa.edu)